



Turn on Apps / System location on windows 8 and above


1. How to turn on Apps/ system location on windows 8/10

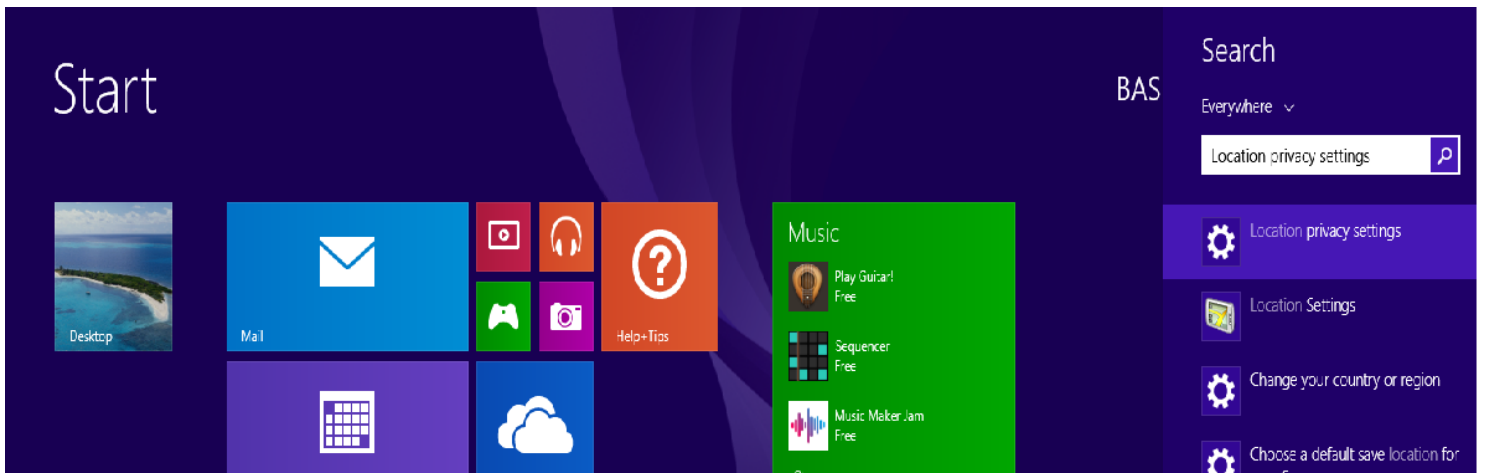
- A. Click on start menu button (inside red circle) or you can press  (windows key) from your keyboard. As shown in the below image.



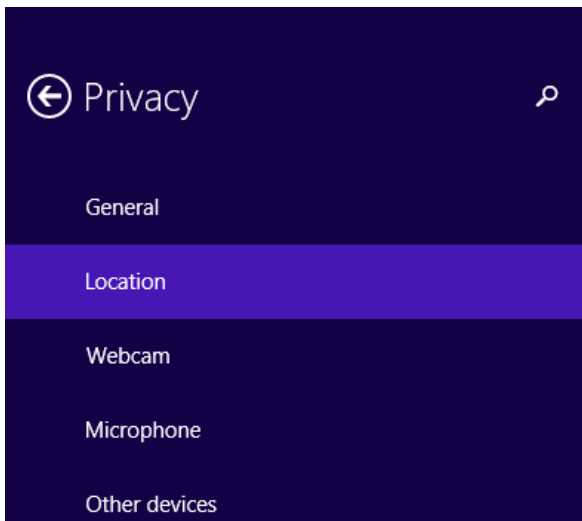
- B. After open search window. As shown in the below image...



- C. Click on the search icon  and type Location privacy settings in the search box and press enter key. As shown in the below image.



D. After open next window and then turn on **Windows Location**. As shown in the below image.



Location

Let Windows and apps use my location

On



You have to always this system location turn on.

Let these apps use my location



E. After completion must restart the BAS client once again.